



Interlock, mechanical, size 2

Part no. **NZM2-XMV**
Article no. **281582**

Similar to illustration

Delivery program

Description		Allows interlocking of 2, 3 or 4 switches, including different construction sized switches, with NZM-XBZ... Bowden cables.
For use with		NZM2(-4) PN2(-4), N(S)2(-4)
Notes <p>Cannot be combined with NZM...-XTV...-NA door coupling rotary handles.</p> <p>At least 2 interlock modules are required in order to assemble a mechanical interlock.</p> <p>Possible combinations and interlock versions → Engineering</p> <p>Order Bowden cable separately.</p>		

Design verification as per IEC/EN 61439

IEC/EN 61439 design verification			
10.2 Strength of materials and parts			
10.2.2 Corrosion resistance			Meets the product standard's requirements.
10.2.3.1 Verification of thermal stability of enclosures			Meets the product standard's requirements.
10.2.3.2 Verification of resistance of insulating materials to normal heat			Meets the product standard's requirements.
10.2.3.3 Verification of resistance of insulating materials to abnormal heat and fire due to internal electric effects			Meets the product standard's requirements.
10.2.4 Resistance to ultra-violet (UV) radiation			Meets the product standard's requirements.
10.2.5 Lifting			Does not apply, since the entire switchgear needs to be evaluated.
10.2.6 Mechanical impact			Does not apply, since the entire switchgear needs to be evaluated.
10.2.7 Inscriptions			Meets the product standard's requirements.
10.3 Degree of protection of ASSEMBLIES			Does not apply, since the entire switchgear needs to be evaluated.
10.4 Clearances and creepage distances			Meets the product standard's requirements.
10.5 Protection against electric shock			Does not apply, since the entire switchgear needs to be evaluated.
10.6 Incorporation of switching devices and components			Does not apply, since the entire switchgear needs to be evaluated.
10.7 Internal electrical circuits and connections			Is the panel builder's responsibility.
10.8 Connections for external conductors			Is the panel builder's responsibility.
10.9 Insulation properties			
10.9.2 Power-frequency electric strength			Is the panel builder's responsibility.
10.9.3 Impulse withstand voltage			Is the panel builder's responsibility.
10.9.4 Testing of enclosures made of insulating material			Is the panel builder's responsibility.
10.10 Temperature rise			The panel builder is responsible for the temperature rise calculation. Eaton will provide heat dissipation data for the devices.
10.11 Short-circuit rating			Is the panel builder's responsibility. The specifications for the switchgear must be observed.
10.12 Electromagnetic compatibility			Is the panel builder's responsibility. The specifications for the switchgear must be observed.
10.13 Mechanical function			The device meets the requirements, provided the information in the instruction leaflet (IL) is observed.

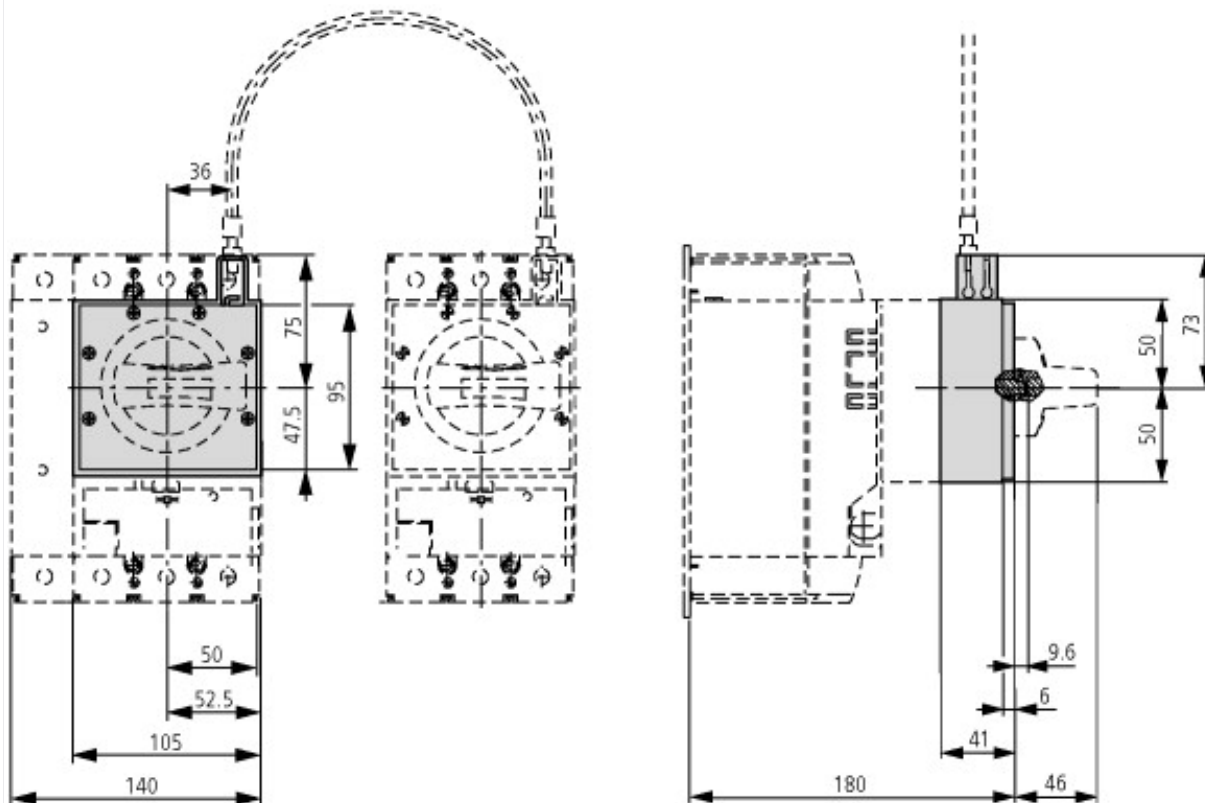
Technical data ETIM 6.0

Low-voltage industrial components (EG000017) / Mechanic interlock for switch (EC001044)			
Electric engineering, automation, process control engineering / Low-voltage switch technology / Component for low-voltage switching technology / Mechanic interlock for switch (ec1@ss8.1-27-37-13-03 [AKN341010])			
Auxiliary contacts, extendable			No
Number of contacts as normally closed contact			0
Number of contacts as normally open contact			0

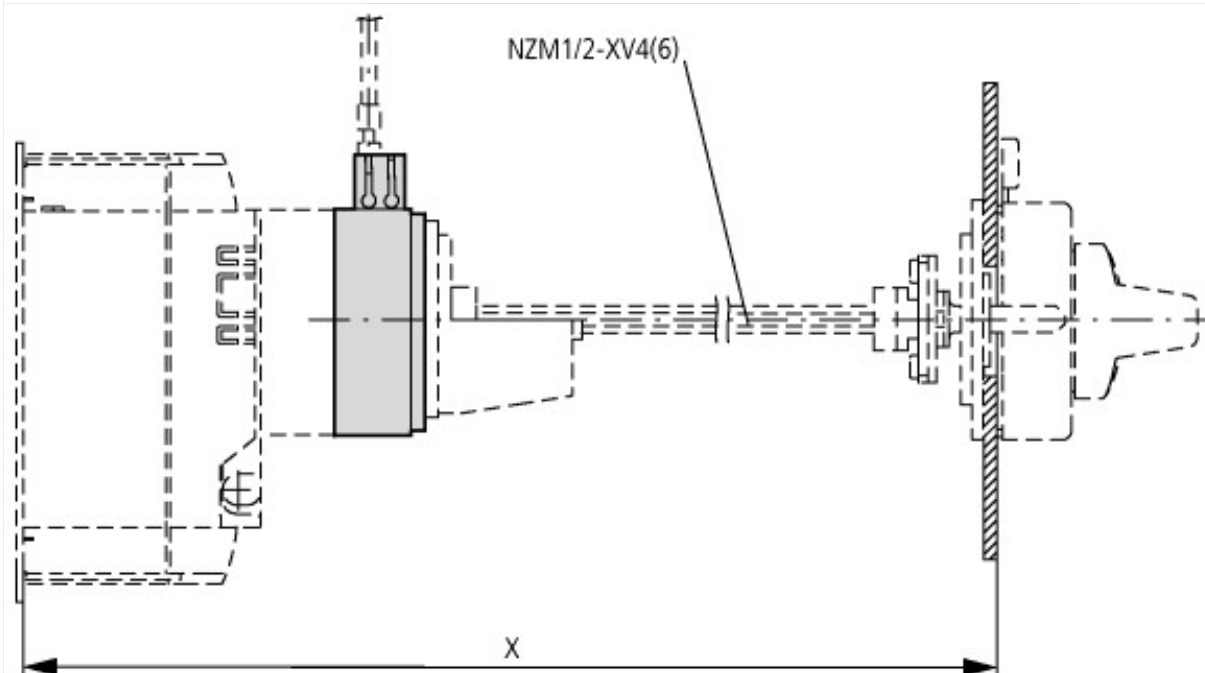
Approvals

Product Standards		UL489; CSA-C22.2 No. 5-09; IEC60947, CE marking
UL File No.		E140305
UL Category Control No.		DIHS
CSA File No.		022086
CSA Class No.		1437-01
North America Certification		UL listed, CSA certified

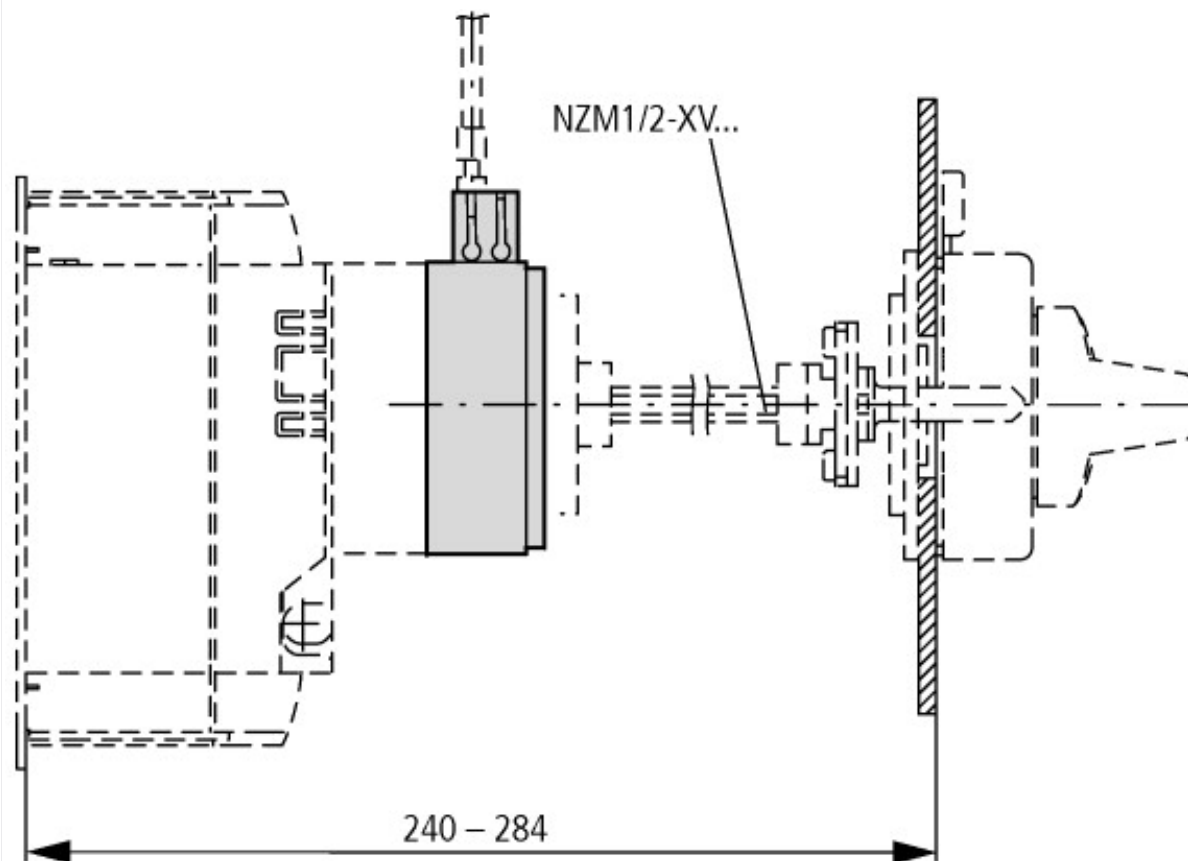
Dimensions



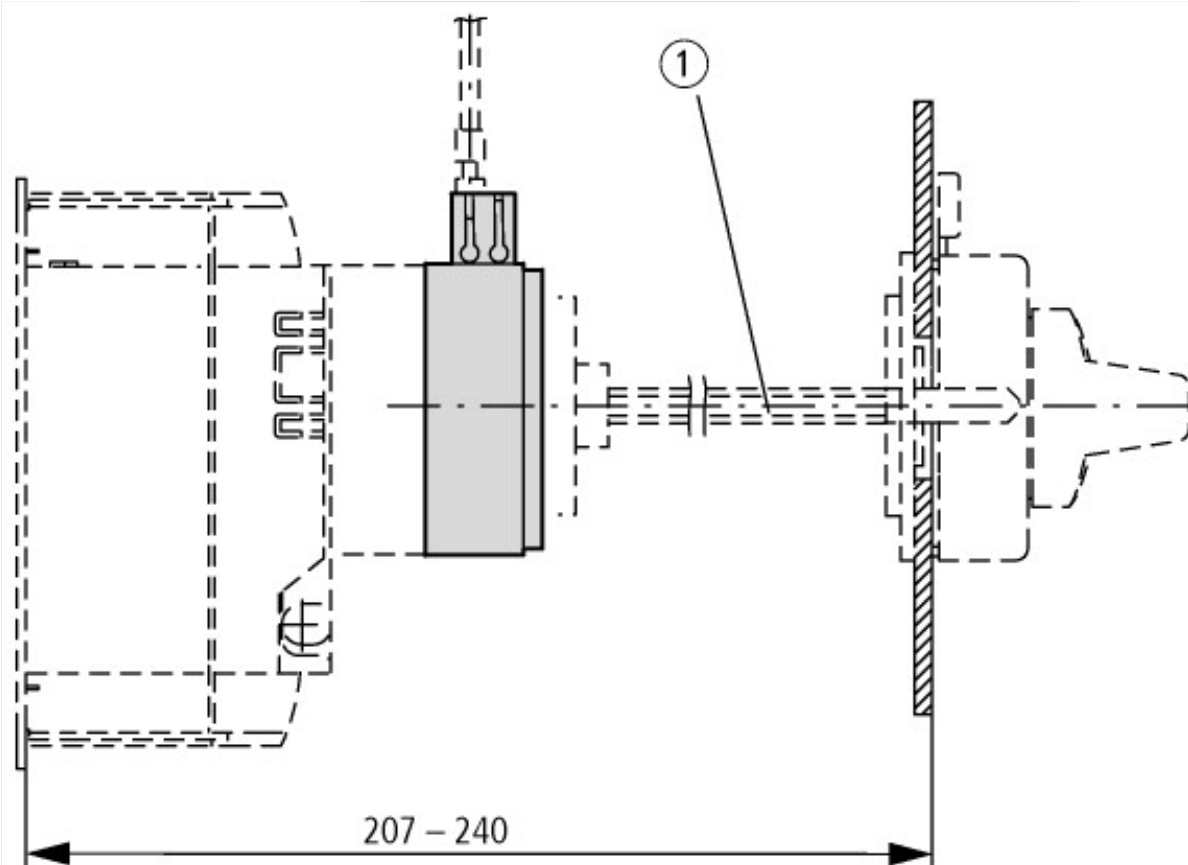
NZM2-XMV + NZM2-XD



NZM2-XMV + NZM2-XTVD(V)(R)



NZM2-XMV + NZM2-XTVD(V)(R)-60



NZM2-XMV + NZM2-XTVD(V)(R)-0

① Special tip

Additional product information (links)

IL01219012Z (AWA1230-2152) Mechanical interlock

IL01219012Z (AWA1230-2152) Mechanical interlock

ftp://ftp.moeller.net/DOCUMENTATION/AWA_INSTRUCTIONS/IL01219012Z2010_11.pdf

